



BUILDING DROPS

A Perfect Solution in Every Drop

Certificate of Authorization: 29578

398 E. Dania Beach Blvd.
Suite 338
Dania Beach, FL 33004
954.399.8478 PH
954.744.4738 FX
contact@buildingdrops.com

Product Evaluation Report *of*

Quaker Window Products

Series “K200 (4000)” Thermally-Broken
Aluminum Fixed Window

for

Florida Product Approval

FL#14300

Report No. 2393

Florida Building Code 2010
Per Rule 9N-3

Method: 1 – A (Certification)
Category: Windows
Sub – Category: Fixed


Product: *Series “K200 (4000)” Thermally-Broken
Aluminum Fixed Window*
Material: Aluminum 6063-T6
Product Dimensions: 64.25” x 71”

Prepared For:
Quaker Window Products
504 Highway 63 South
Freeburg, MO 65582

Prepared by:
Hermes F. Norero, P.E.
Florida Professional Engineer # 73778
Date: 05/02/13

Contents:

Evaluation Report Pages 1 – 4
Installation Details Pages 5 – 6



Hermes F. Norero, P.E.
Florida No. 73778



BUILDING DROPS

A Perfect Solution in Every Drop

Certificate of Authorization: 29578

FL#: FL 14300
Date: 05/02/13
Report No: 2393

Manufacturer: Quaker Window Products

Product Category: Windows

Product Sub-Category: Fixed Window

Compliance Method: State Product Approval Rule 9N-3.005 (1)(a)

Product Name: Series "K200 (4000)" Thermally-Broken Aluminum Fixed Window
(Non-Impact)
64.25" x 71"

Scope: This is a Product Evaluation Report issued by Hermes F. Norero, P.E. (FL # 73778) for **Quaker Window Products** based on Rule Chapter No. 9N-3.005, Method 1a of the State of Florida Product Approval, Department of Community Affairs - Florida Building Commission.

Hermes F. Norero, P.E. does not have nor will acquire financial interest in the company manufacturing or distributing the product or in any other entity involved in the approval process of the product named herein.

This product has been evaluated for use in locations adhering to the 2010 Florida Building Code.

See Installation Instructions **QWP014**, signed and sealed by Hermes F. Norero, P.E. (FL # 73778) for specific use parameters.

Limits of Use:

1. This product has been evaluated and is in compliance with the 2010 Florida Building Code, excluding the "High Velocity Hurricane Zone" (HVHZ).
2. Product anchors shall be as listed and spaced as shown on details. Anchor embedment into substrate material shall be beyond wall dressing or stucco.
3. When used in areas requiring wind borne debris protection this product complies with Section 1609.1.2 of the 2010 Florida Building Code and does require an impact resistant covering.
4. Site conditions that deviate from the details of drawing **QWP014** require further engineering analysis by a licensed engineer or registered architect.
5. See Installation Instructions **QWP014** for size and design pressure limitations.



BUILDING DROPS

A Perfect Solution in Every Drop

Certificate of Authorization: 29578

FL#: FL 14300

Date: 05/02/13

Report No: 2393

Quality Assurance: The manufacturer has demonstrated compliance of window products in Accordance with the Florida Building Code and Rule 9N-3.005 (3) for manufacturing under a quality assurance program audited by an approved quality assurance entity through **National Accreditation & Management Institute, Inc.** (FBC Organization #QUA1789)

Performance Standards: The product described herein has been tested per:

- AAMA/WDMA /CSA 101/I.S.2/A440-05

Referenced Data:

1. Product Testing performed by **Architectural Testing , Inc.**
(FBC Organization # TST1910)
Report #: 82361.01-801-47, Report Date: 04/30/08
2. Quality Assurance
National Accreditation & Management Institute, Inc.
(FBC Organization #QUA1789)



BUILDING DROPS

A Perfect Solution in Every Drop

Certificate of Authorization: 29578

FL#: FL 14300

Date: 05/02/13

Report No: 2393

Installation: 1. Approved anchor types and substrates are as follows:

Nailing Fin Installation:

- A. For two by (2X) wood frame substrate, use **#10 Wood Screw** type wood frame anchors of sufficient length to achieve minimum embedment of 1.5" into wood framing.
- B. For steel substrate, use **#10 Tek Screw** type steel frame anchors of sufficient length to achieve minimum embedment of 3 threads engagement into steel framing.

Clip Installation:

- A. For two by (2X) wood frame substrate, use **#10 Wood Screw** type wood frame anchors of sufficient length to achieve minimum embedment of 1.50" into wood framing.
- B. For concrete or masonry substrate where one by (1X), non-structural, wood bucking is employed, use **3/16" diameter ITW Tapcon** type concrete screw anchors of sufficient length to achieve minimum embedment of 1.25" into concrete or masonry.
- C. For concrete or masonry substrate where wood bucking is NOT employed, use **3/16" diameter ITW Tapcon** type concrete screw anchors of sufficient length to achieve minimum embedment of 1.25" into concrete or masonry.
- D. For steel substrate, use **#10 Tek Screw** type steel frame anchors of sufficient length to achieve minimum embedment of 3 threads engagement into steel framing.

Refer to Installation Instructions (**QWP014**) for anchor spacing and more details of the installation requirements.

Design Pressure:

Design Pressure	
Positive	60 PSF
Negative	60 PSF



BUILDING DROPS

A Perfect Solution in Every Drop

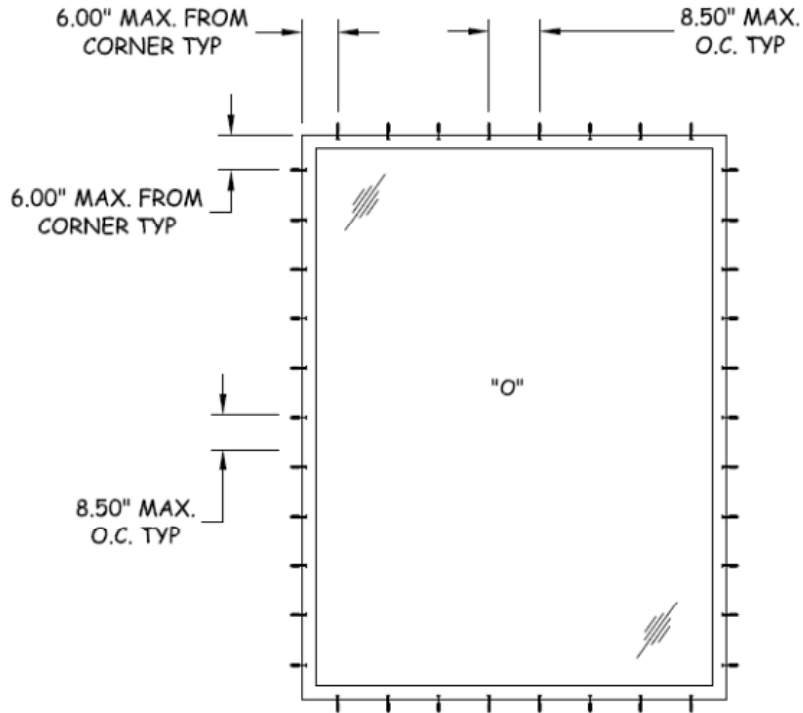
Certificate of Authorization: 29578

FL#: FL 14300

Date: 05/02/13

Report No: 2393

Installation Method Quaker Window Products Series "K200 (4000)" Thermally-Broken Aluminum Fixed Window



ANCHOR LAYOUT NAILING FIN

Hermes F. Norero, P.E.

Florida No. 73778

Page 5 of 6



BUILDING DROPS

A Perfect Solution in Every Drop

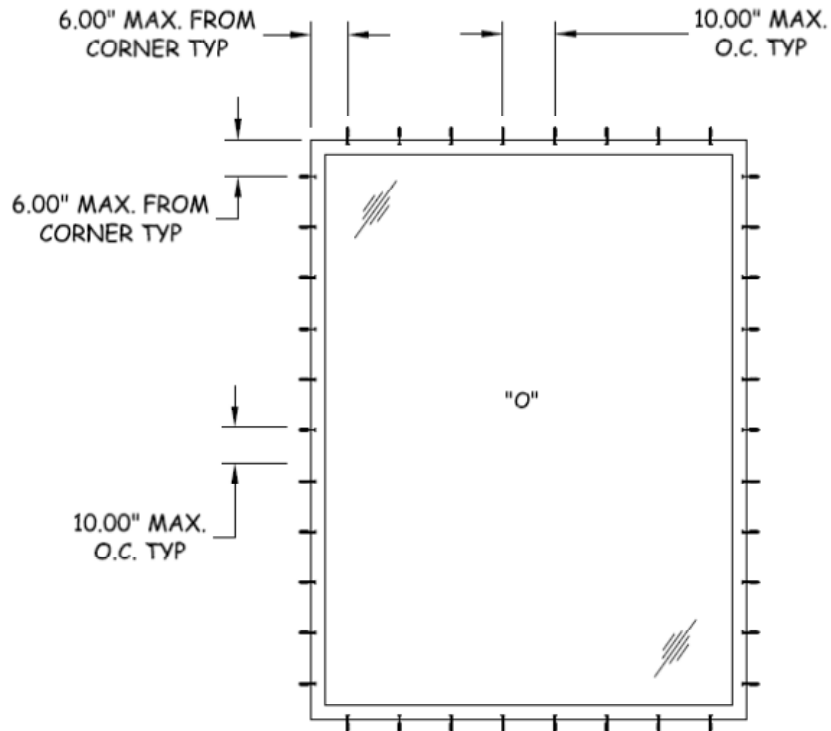
Certificate of Authorization: 29578

FL#: FL 14300

Date: 05/02/13

Report No: 2393

Quaker Window Products Series "K200 (4000)" Thermally-Broken Aluminum Fixed Window



ANCHOR LAYOUT INSTALLATION CLIP